



# Level 2-SAMPLE ANSWER KEY

## National Federation of Music Clubs – Festival Theory Test SAMPLE - LEVEL 2 - SAMPLE

Name: \_\_\_\_\_ Date: \_\_\_\_\_ ID: \_\_\_\_\_ Rating: \_\_\_\_\_  
(Superior 90-100, Excellent 80-89.5, Satisfactory 70-79.5, Fair 60-69.5, Needs Improvement <60)

1. Write the music alphabet going up two times. The first letter is given. **-1 pt. each blank** (13)

A   B     C     D     E     F     G     A     B     C     D     E     F     G  

2. Write the name of the note below each measure. Watch the clef signs. **-1 pt. each blank** (9)

A musical staff with two clefs. The first five measures use a bass clef, and the last five use a treble clef. Notes are placed on the following lines: G (1st line), B (2nd line), D (3rd line), F (4th line), A (5th line), E (1st line), C (2nd line), A (3rd line), F (4th line).



3. Draw a whole note on the staff with the same letter name as written below each measure. **-1 pt. each measure**  
**Either of the notes drawn are correct.** (10)

A musical staff with two clefs. The first five measures use a treble clef, and the last five use a bass clef. Notes are placed on the following lines: D (1st line), B (2nd line), E (3rd line), F (4th line), C (5th line), B (1st line), F (2nd line), G (3rd line), D (4th line), A (5th line).

4. Name the notes stepping up the bass staff. **-1 pt. each blank** (9)

A musical staff with a bass clef. Notes are placed on the following lines: G (1st line), A (2nd line), B (3rd line), C (4th line), D (5th line), E (1st line), F (2nd line), G (3rd line), A (4th line).

# Level 2-SAMPLE ANSWER KEY

Sample - Level 2 – page 2

-1 pt. each

5. Circle Half Step or Whole Step under each keyboard to indicate the distance between the two keys with an X.

(4)



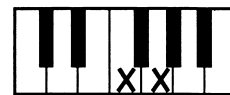
Half Step  
Whole Step



Half Step  
Whole Step



Half Step  
Whole Step



Half Step  
Whole Step

6. Circle the correct answer.

-1/2 pt. each box (1)

|                                  |            |             |
|----------------------------------|------------|-------------|
| A. Another name for a step is a: | <u>2nd</u> | 3rd         |
| B. Another name for a 3rd is a:  | step       | <u>skip</u> |



7. Write 2nd or 3rd in the blank below each measure to show the distance between each pair of notes. (12)

-2 pts. each measure

|            |            |            |            |            |            |
|------------|------------|------------|------------|------------|------------|
|            |            |            |            |            |            |
| <u>2nd</u> | <u>3rd</u> | <u>2nd</u> | <u>3rd</u> | <u>3rd</u> | <u>2nd</u> |

8. After each given note, draw one whole note in each measure that moves the distance and direction indicated below each measure.

-2 pts. each measure (12)

|  |  |  |  |  |  |
|--|--|--|--|--|--|
|  |  |  |  |  |  |
|--|--|--|--|--|--|

2nd down

3rd up

3rd down

2nd up

2nd up

3rd down

9. Draw the type of note named below each measure on the staff where indicated. -1 pt. each measure (4)  
Remember the stem rule. - 1/2 pt. if stem or dot is wrong, but note head and placement are correct.

|  |  |  |  |
|--|--|--|--|
|  |  |  |  |
|--|--|--|--|

Whole note  
Line 3

Dotted half note  
Line 1

Whole rest

Quarter note  
Line 4









No deduction if whole rest has a line drawn above it.

# Level 2-SAMPLE ANSWER KEY

SAMPLE - Level 2 - page 3

Name: \_\_\_\_\_

10. Write the number of beats each note or rest receives in 4/4 time. **-1 pt. each box (8)**

|  |  |  |  |
|--|--|--|--|
|  = <u>4</u> |  = <u>3</u> |  = <u>1</u> |  = <u>4</u> |
|  = <u>1</u> |  = <u>2</u> |  = <u>1</u> |  = <u>2</u> |

11. Draw bar lines where they are needed. Look at the time signature. **-1 pt. each bar line (3)**



**-1 pt. each measure**  
**Dashes are optional. Either way of counting is correct.**

12. Write numbers below each note or rest as you would count aloud. Look at the time signature. (4)

13. On the following staff, circle the symbol that means to rest for a whole measure. **-2 pts. (2)**

